

Additions and Corrections

Determination of Absolute Stereochemistry of Acyclic 1,3-Polyols by a Difference CD Method [*J. Am. Chem. Soc.* 1992, 114, 3557–3559]. YUJI MORI,* YASUNORI KOHCHI, MAKOTO SUZUKI, and HIROSHI FURUKAWA

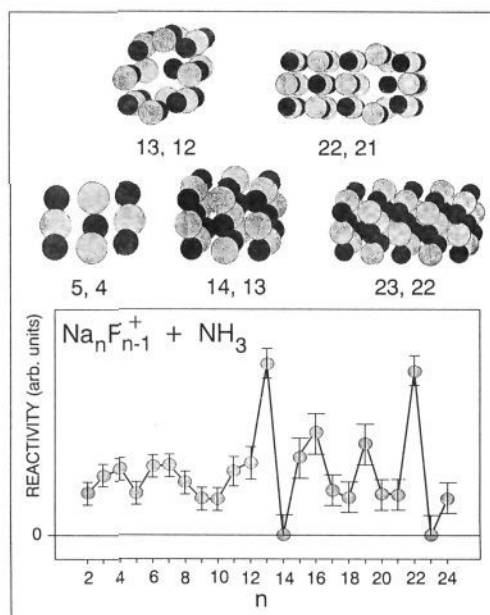
Page 3558. Table I: The allylic benzoate (2*S*,4*S*,6*R*)-4 of entry 8 should read (2*S*,4*S*,6*S*)-4.

A New Approach to the Study of the Oxygenation Reactions of Transition-Metal Complexes. Formation of the μ -Superoxo Cobalt(III) Complexes in the Oxygenation Reactions of Cobalt(II) Amines [*J. Am. Chem. Soc.* 1992, 114, 4621–4624]. T. DHANASEKARAN and P. NATARAJAN*

Page 4622, Figure 1: The temperature in the last line of the caption should be 25 °C.

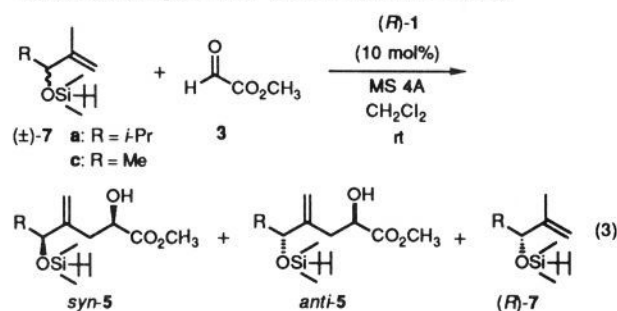
Structure Dependence of Ammonia Adsorption on Alkali Halide Clusters [*J. Am. Chem. Soc.* 1992, 114, 6558–6559]. MARGIE L. HOMER, FRANK E. LIVINGSTON, and ROBERT L. WHETTEN*

Page 6559: A better reproduction of Figure 1 is given below.



Asymmetric Desymmetrization by Enantioselective Catalysis of Carbonyl–Ene Reaction: Remote Internal Asymmetric Induction [*J. Am. Chem. Soc.* 1992, 114, 6566–6568]. KOICHI MIKAMI,* SATOSHI NARISAWA, MASAKI SHIMIZU, and MASAHIRO TERADA

Page 6568: The following equation, inadvertently deleted in the published communication, should have appeared in the left column on this page after the first six lines of text:



Surface Organometallic Chemistry: Reaction of Tris-Allyl Rhodium with Surfaces of Silica, Alumina, Titania, and Magnesia [*J. Am. Chem. Soc.* 1992, 114, 4248–4257]. P. DUFOUR, C. HOUTMAN, C. C. SANTINI, C. NÉDEZ, J. M. BASSET,* L. Y. HUU, and S. G. SHORE*

Figure 10 should be replaced by

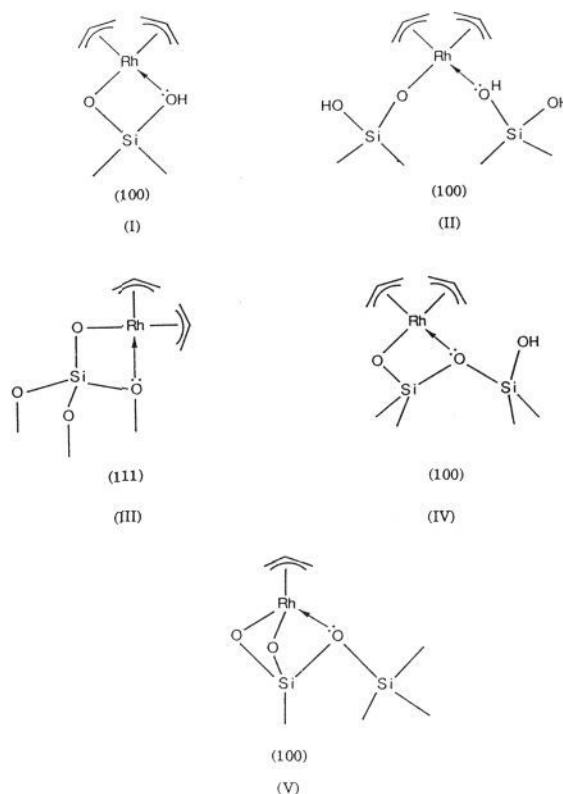


Figure 10. Some of the local structure for the 18-electron bis-allyl rhodium complexes and for a 16-electron mono-allyl rhodium complex.

The figure that appeared as Figure 12 is actually Figure 11. The figure caption for Figure 11 is correct.

The figure that appeared as Figure 13 is actually Figure 12. The figure caption for Figure 12 is correct.

The figure that appeared as Figure 14 is actually Figure 13. The figure caption for Figure 13 is correct.

Figure 14 should be

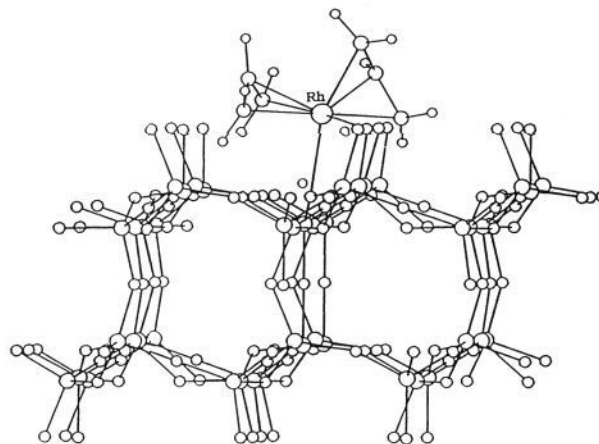


Figure 14. Ball-and-stick representation of surface complex III.